

For ENGLISH, please see below.

DANSK - INDBETALINGSGUIDE TIL KEA PRINT:

Gå ind på hjemmesiden <https://PaperCut.kea.dk>

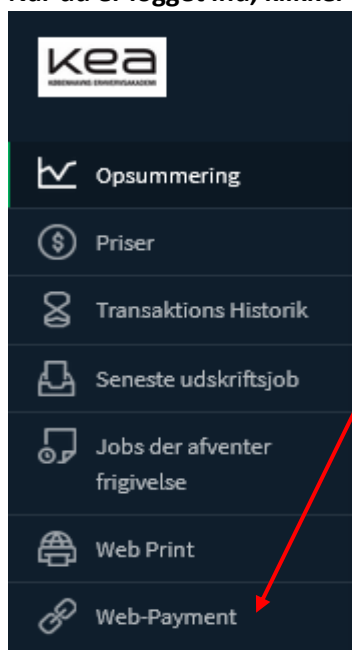
Vælg evt. sprog her.

Her logger du ind med dit KEA Login:

Brugernavn: xxxxxxxx@stud.kea.dk

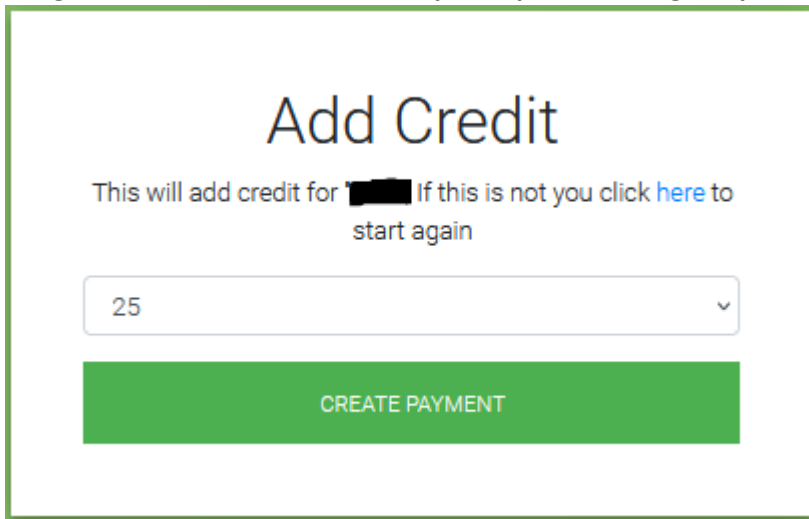
Adgangskode: xZxZxZxZ

Når du er logget ind, klikker du på "Web-Payment".



Det følgende findes pt. kun på engelsk.

Vælg det beløb, som ønskes indsat på din printkonto og klik på "CREATE PAYMENT":



Add Credit

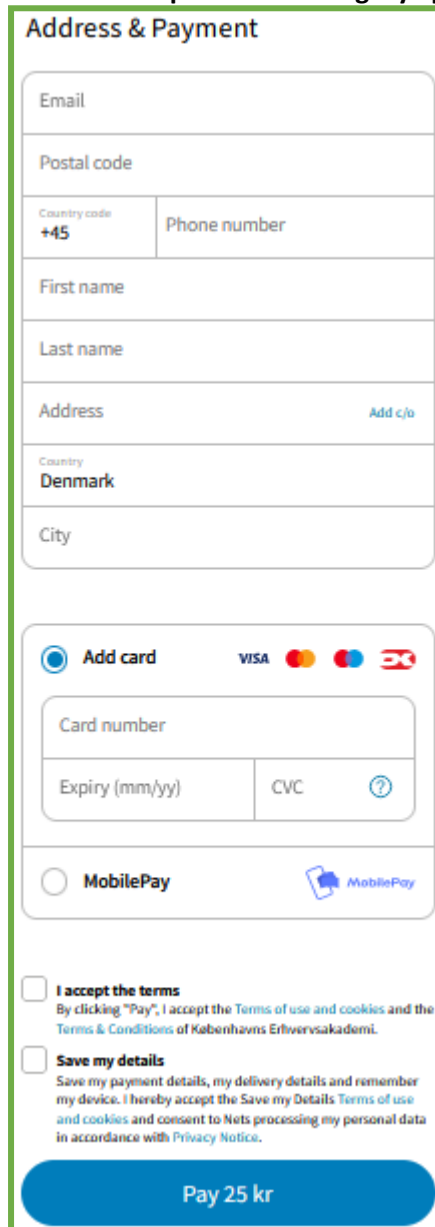
This will add credit for [redacted] If this is not you click [here](#) to start again

25

CREATE PAYMENT

Udfyld felterne nedenfor og vælg at betale med kort/card eller MobilePay.

Sæt hak ved "I accept the terms" og tryk på den blå "Pay xx kr"-knap:



Address & Payment

Email

Postal code

Country code **+45** Phone number




First name

Last name


Address [Add c/o](#)


Country **Denmark**

City

Add card   

Card number

Expiry (mm/yy) CVC 

MobilePay 

I accept the terms
By clicking "Pay", I accept the [Terms of use and cookies](#) and the [Terms & Conditions](#) of Københavns Erhvervsakademi.

Save my details
Save my payment details, my delivery details and remember my device. I hereby accept the [Save my Details Terms of use and cookies](#) and consent to Nets processing my personal data in accordance with [Privacy Notice](#).


Pay 25 kr

Du har nu indsat penge på din printkonto og kan printe på KEA.

Find vejledningen til KEA Print / PaperCut her: [KEA Print - vejledning](#)

ENGLISH - DEPOSIT GUIDE FOR KEA PRINT:

Go to the website <https://PaperCut.kea.dk>



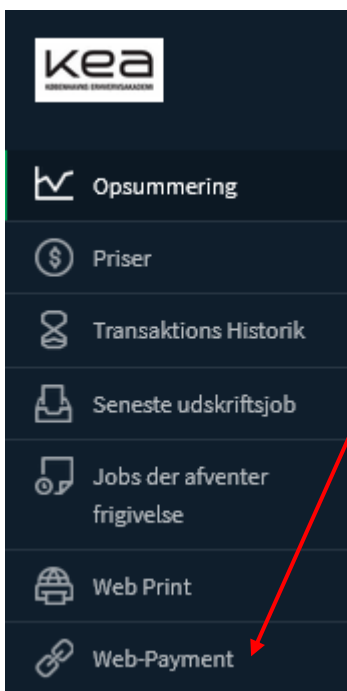
Choose language for the next page (Dansk or English)

Log on using your KEA Login:

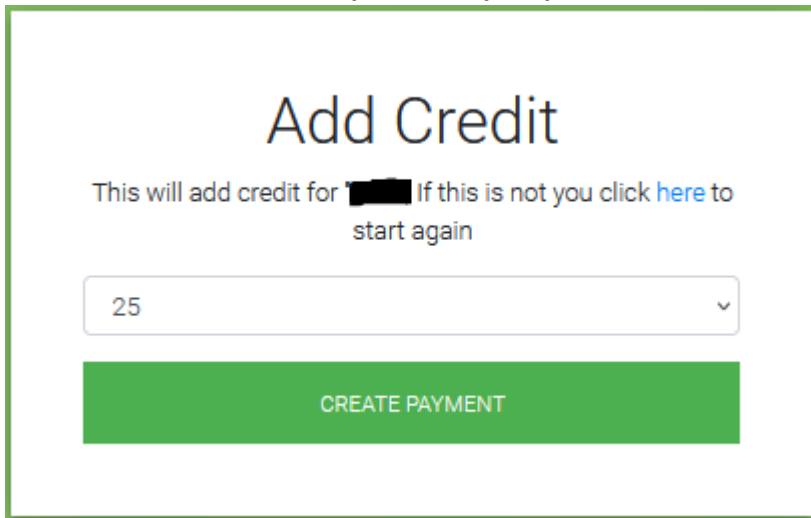
Brugernavn (Username): xxxxxxxx@stud.kea.dk

Adgangskode (Password): xZxZxZxZ

When logged on, please click 'Web-Payment'.



Choose the amount to be deposited to your print account and click 'CREATE PAYMENT':



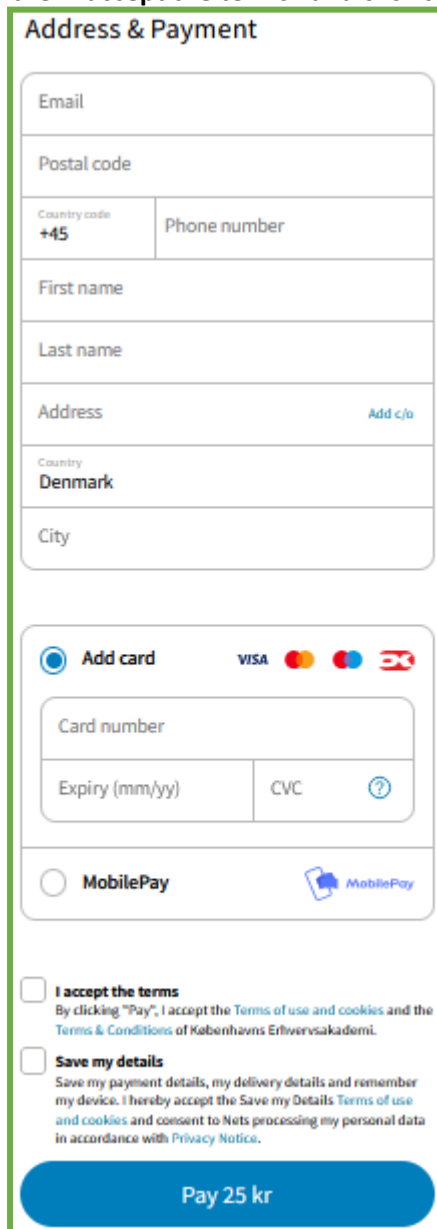
Add Credit

This will add credit for [redacted] If this is not you click [here](#) to start again

25

CREATE PAYMENT

Fill in the form below and choose whether to pay by card or by MobilePay. Check the "I accept the terms" and click the blue "Pay xx kr":



Address & Payment

Email

Postal code

Country code **+45** Phone number





First name

Last name


Address [Add c/o](#)


Country **Denmark**

City

Add card    

Card number

Expiry (mm/yy) CVC 

MobilePay 

I accept the terms
By clicking "Pay", I accept the [Terms of use and cookies](#) and the [Terms & Conditions](#) of Københavns Erhvervsakademi.

Save my details
Save my payment details, my delivery details and remember my device. I hereby accept the [Save my Details Terms of use and cookies](#) and consent to Nets processing my personal data in accordance with [Privacy Notice](#).

Pay 25 kr

You have now deposited the chosen amount to your KEA Print account. You can read a guide to KEA Print / PaperCut here: [KEA Print - guide](#)